

# Providing guide for FP rules to reduce interpretation issues

September, 2011  
Ryo Takahashi

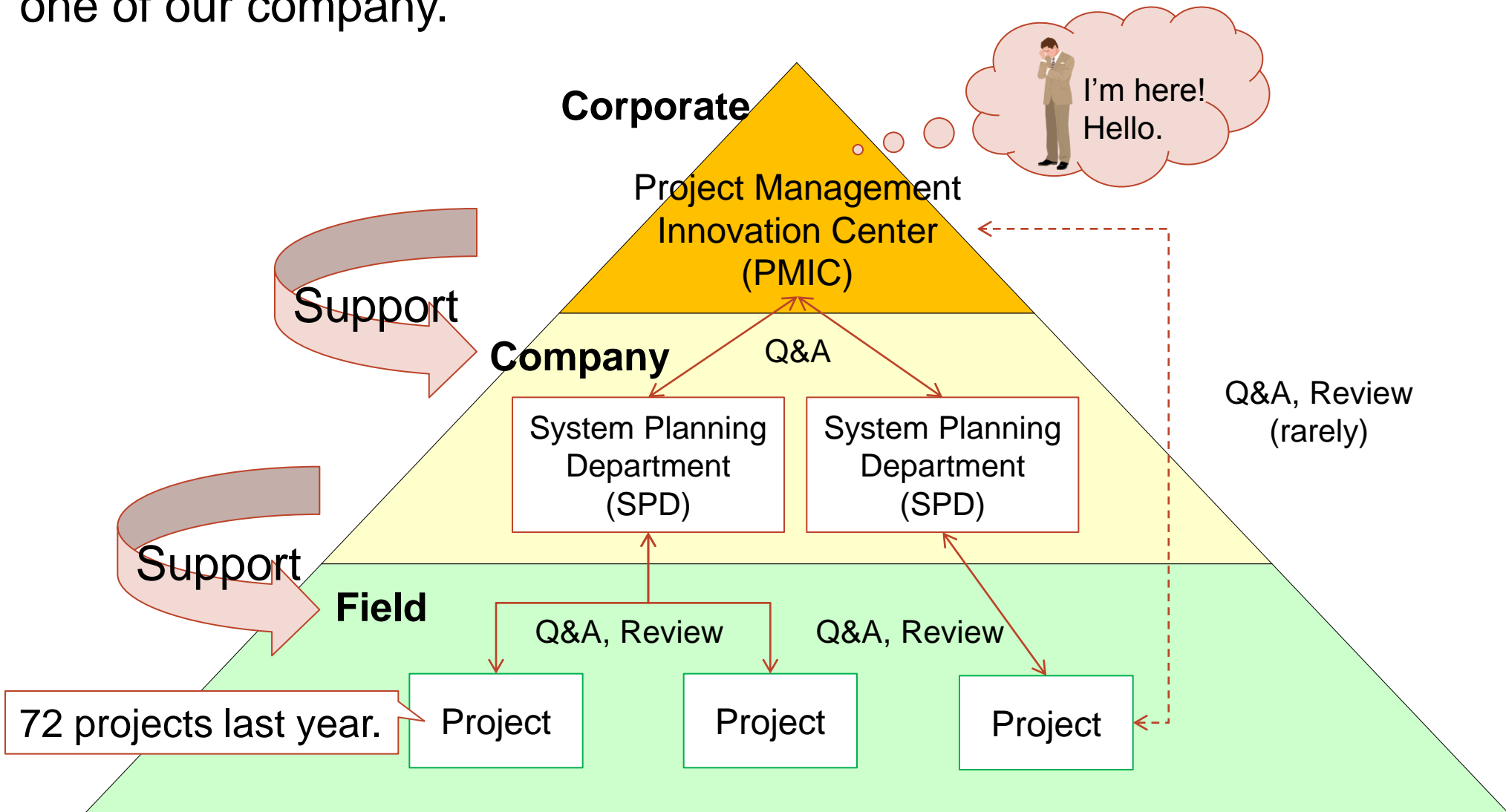
NTT DATA CORPORATION  
<http://www.nttdata.com/>  
Toyosu Center Building, Annex,  
3-9, Toyosu 3-chome,  
Koto-ku, Tokyo 135-8671, Japan  
takahashiru@nttdata.co.jp

# Contents

1. Introduction
2. Objective
3. How to achieve our objective
4. Result
5. Summary

1. FPA has become policy across corporate wide organizations.
  2. LOC is still major size metrics in our corporation.
  3. Formal training has provided, but many people begin counting without taking it.
  4. As a result, they count different values because they interpret FP rules differently.
  5. A few CFPSs are in our company, but it is difficult for us to review all FP counting results.
- >We need guides to interpret FP rules correctly without a long time classroom training.

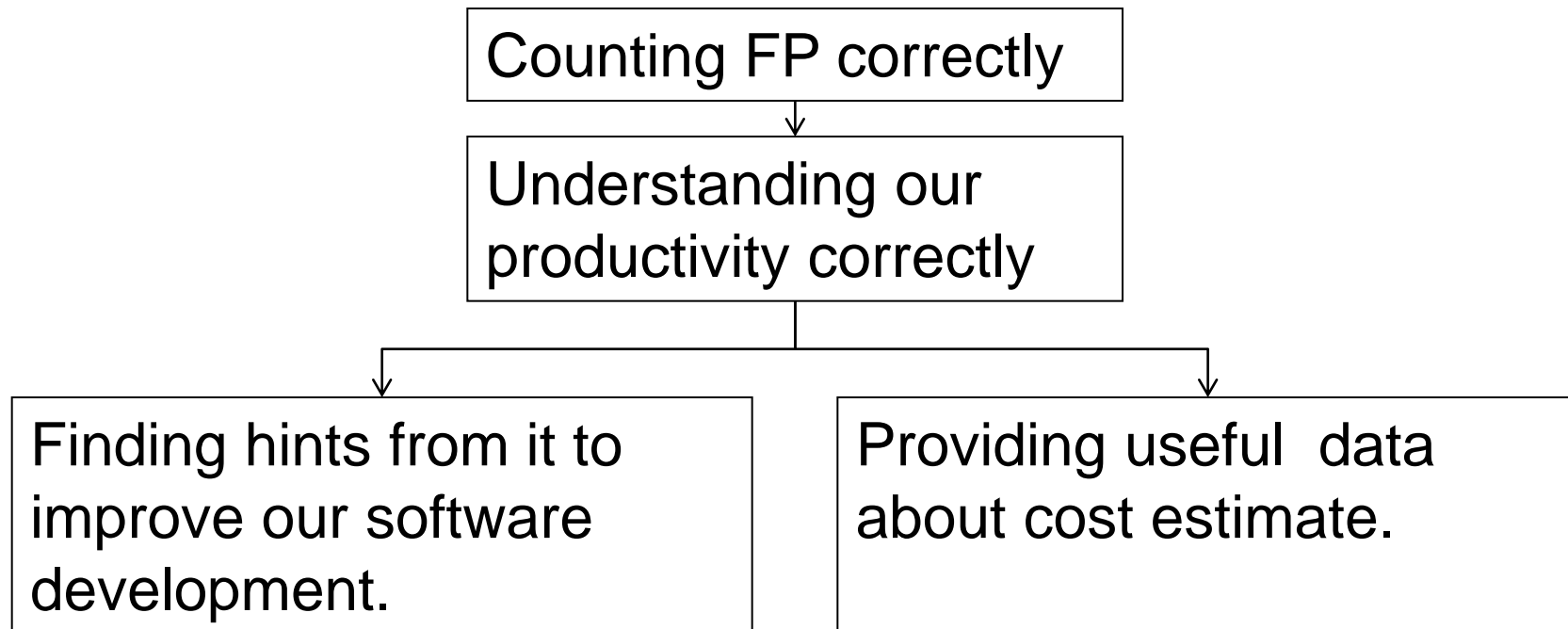
This organization diagram shows how to disseminate and count FP in one of our company.



Project member can interpret FP rules correctly and count FP without a long time classroom training.

<Supplementary explanation>

Why is it needed to count FP correctly?



# How to achieve our objective -1-

1. We have provided the guidebook. The guidebook consist of the followings.
  - i. Questions by cases
  - ii. Guideline which shows how to count it
  - iii. Diagram which shows how to count it

We picked up the functions as follows and add them into the guidebook.

- ✓ The typical function that almost all software have
- ✓ The function that are frequently asked how to count

## 2. How to make the guidebook

### Input information

Documents from IFPUG

- i. CPM
- ii. White papers

**Important!**

PMIC's FP counting results

- i. The function that took much time to decide how to count

SPD's FP counting results

- i. The function frequently asked how to count
- ii. Typical function
- iii. The function requested to add to the guidebook from project

PMIC makes interpretation guides about them.

We discuss the guides with SPD and reach a consensus with them. **Important!**

We add the guides to the guidebook and release it to corporation.

We repeat this cycle every three months to make some improvements.

## How to achieve our objective -3-

3. Criteria to make the guidebook
  - i. Understandable for beginners of FP
  - ii. Not too general
  - iii. Not too specific
  - iv. Categorization and keywords



## 3. Criteria to make the guidebook **Understandable for beginners of FP**

### **Unfavorable** : Only with text

If there are two radio buttons and you can submit two functions by selecting each button on a same screen, it seems you should count two "EI"s.

### **Favorable** : Diagram and Text

ABC system      Login as Taro Toyosu

#### User information

ID      toyosut

Name      Taro Toyosu

Types of user      full-fledged employee

Update  
 Delete

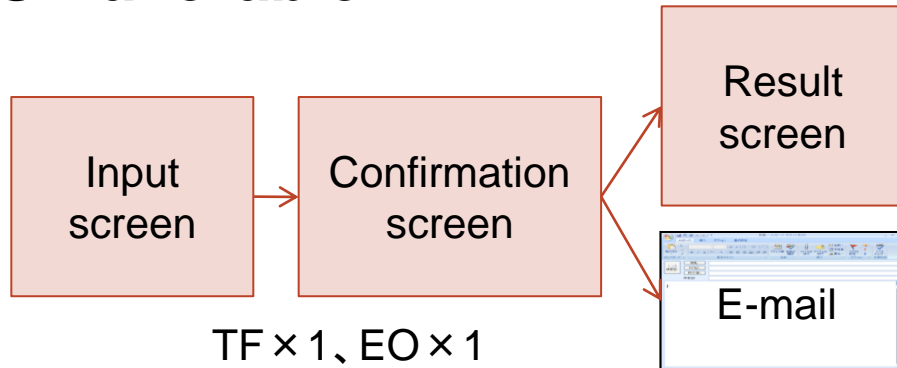
submit

You can update user information if you select "Update" and press "submit" button , and you can delete it if you select "Delete".

It seems that there are two elementary processes, you should count two "EI"s ("Update" and "Delete").

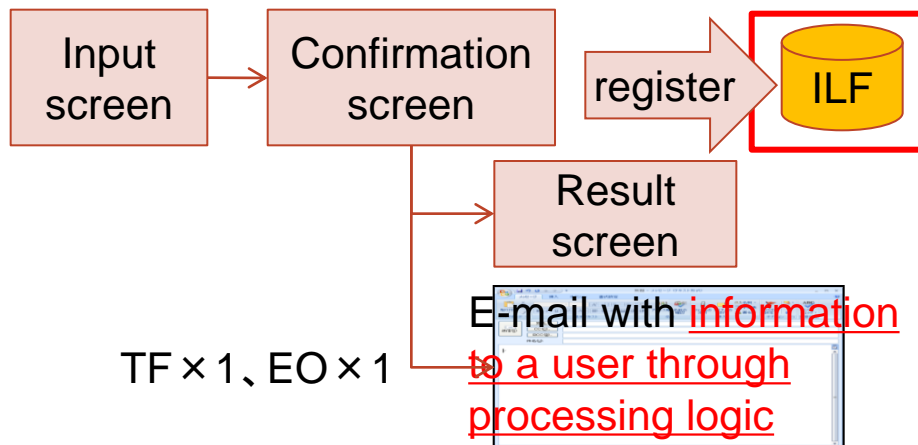
## 3. Criteria to make the guidebook **Not too general**

### Unfavorable



If we describe too general, it may cause misunderstanding about FP rules.

### Favorable

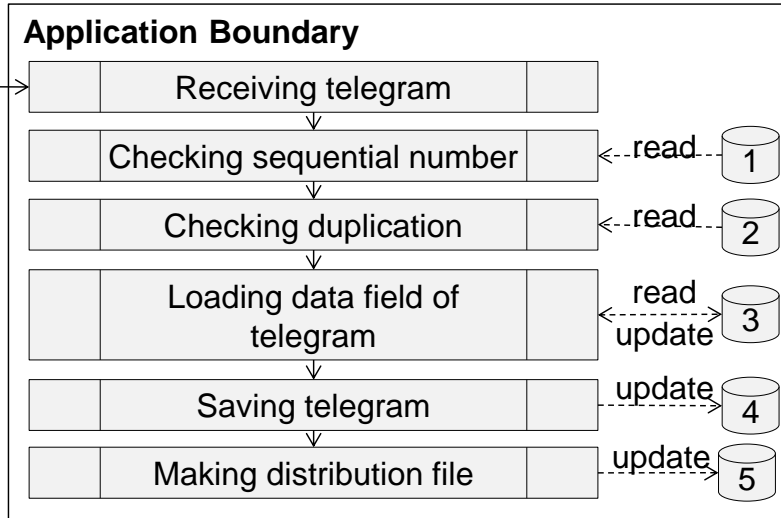


It is better to describe key points to interpret FP rules.

# How to achieve our objective -6-

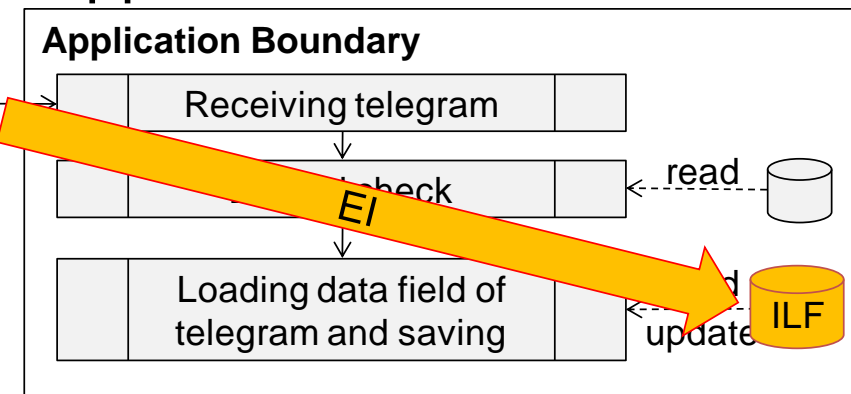
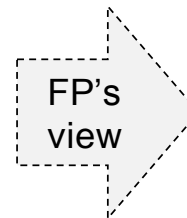
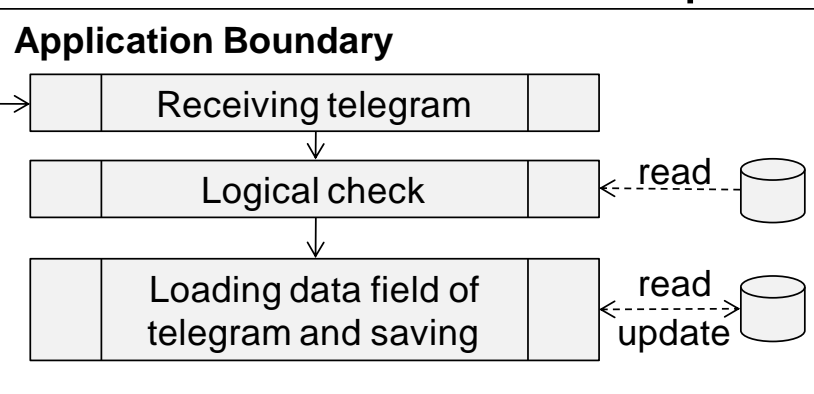
## 3. Criteria to make the guidebook **Not too specific**

**Unfavorable** : It is too specific and it is not applicable to other.



File	Functionality	User recognition
1	Sequential number management table	Yes
2	Duplication management table	No
3	Business data table	Yes
4	Telegram table	Yes
5	Distribution file table	Yes

**Favorable** : It is not too specific and it is applicable to other.



## 3. Criteria to make the guidebook **Categorization and keywords**

### Unfavorable : Unordered list

No	Case
1	Register and send e-mail at a same time
2	Bulk registration
3	Optional function to help registration
4	Multiple input
5	...

### Favorable : Categorize, add keyword and listed

No	category	Case	keyword				
			screen	e-mail	mobile phone	batch	...
1	online	Register and send e-mail at a same time	○	○	-	-	-
2	online	Optional function to help registration	○	-	-	-	-
3	online	Multiple input	-	-	○	-	-
4	batch	Bulk registration	-	-	-	○	-
5	...	...	-	-	-	-	-

## 4. Sample of the guidebook

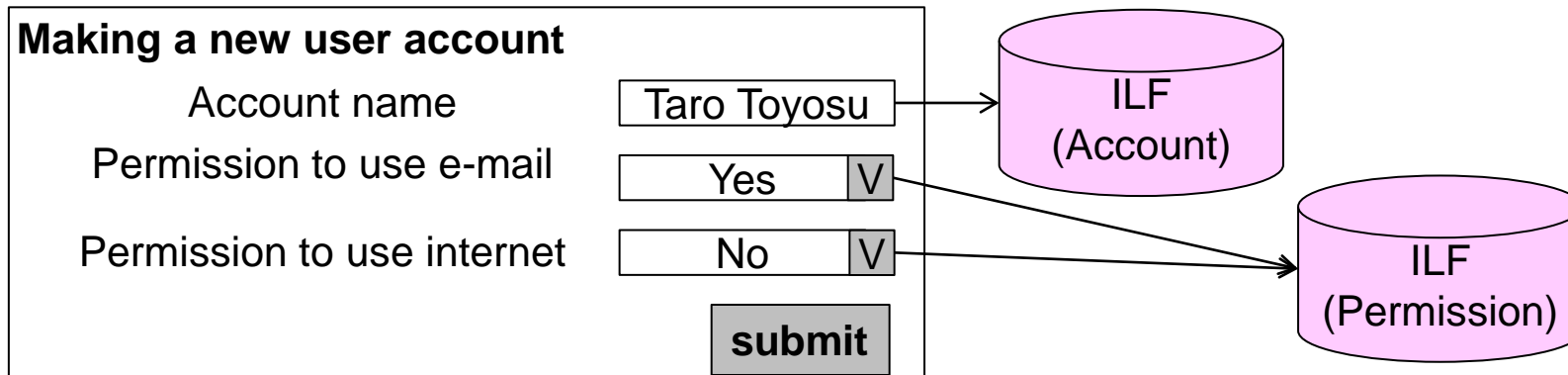
### 【Example】

The case when you make a new user account, you can give him/her permission to do something at the same time.

When you make a new user account, you can give him/her permission as follows at the same time.

- permission to use e-mail
- permission to use internet

You can also give these permission later.



In this case, each action seems to be meaningful to the user.

- To make a new account
- To give a permission to use e-mail
- To give a permission to use internet

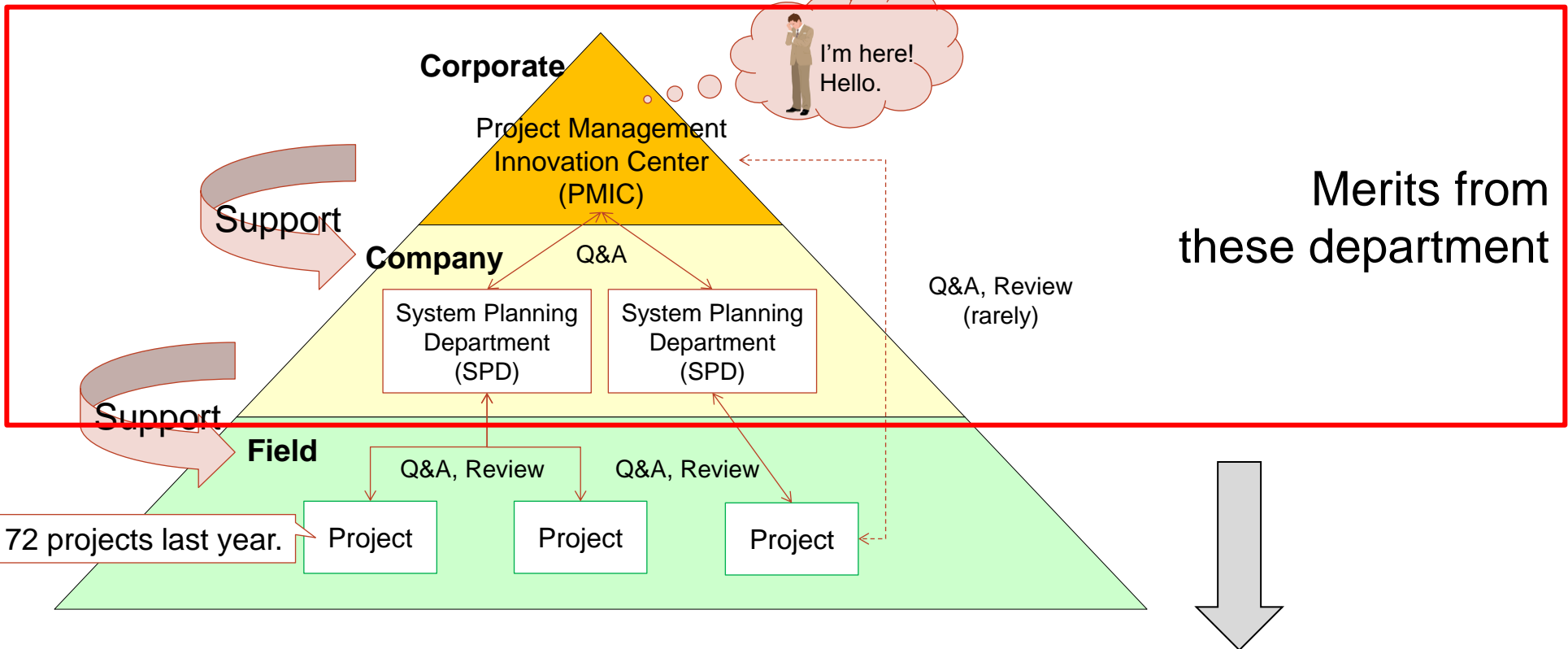
So, you should count three "EI"s in this case.

## 4. Sample of the guidebook

No	Case
1	How to identify the elementary process (functions like searching, selecting and so on)
2	How to identify the elementary process (functions like registering, updating, deleting and so on)
3	Sends data at the same time as registration
4	How to count an auxiliary function like list box, calendar , map and so on
5	How to count function that control screen element as permission
6	Log in
***	***

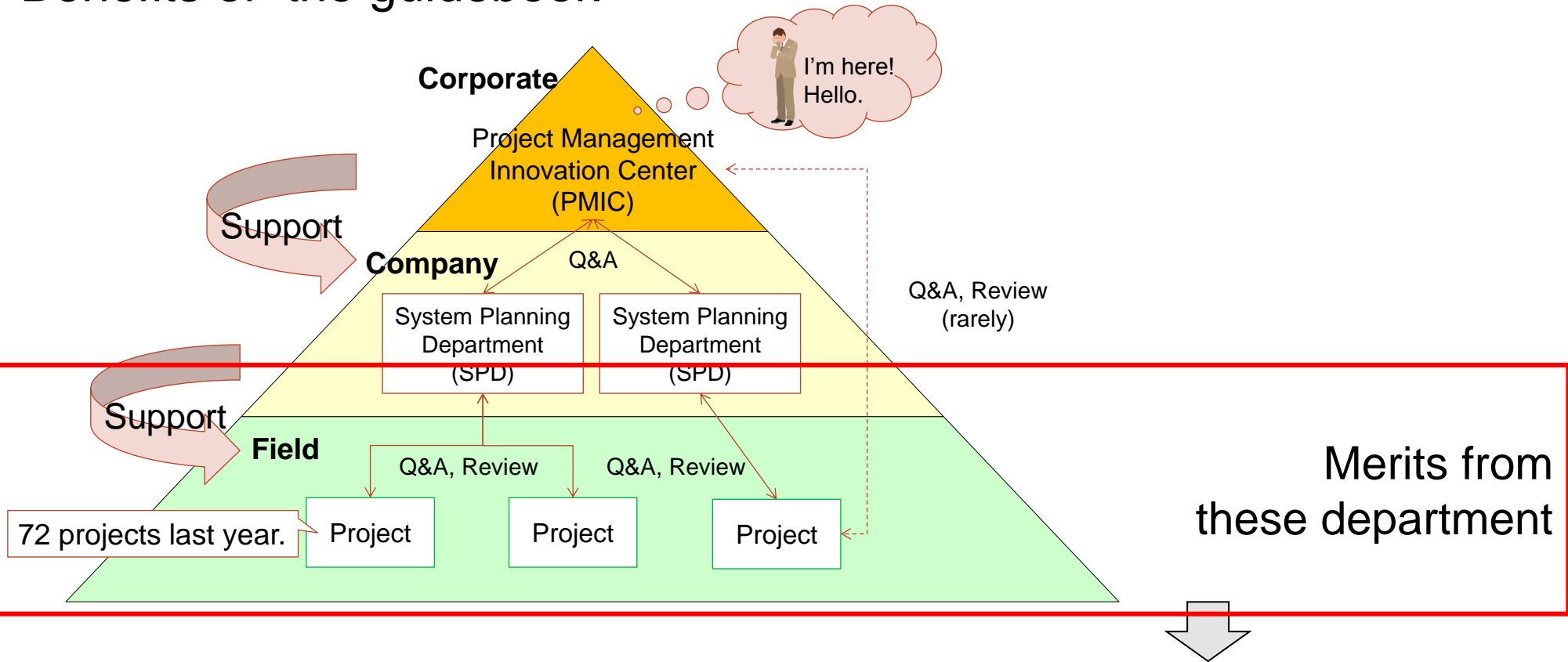
Now we have 42 cases and 90 examples in our guidebook.

## Benefits of the guidebook



- i. Questions about FP counting were reduced.
- ii. Time to review FP counting results and Q&A were reduced.
- iii. FP has been disseminated to many projects at a short period.

## Benefits of the guidebook



- i. They could understand FP rules without a long time classroom training (The diagrams were really help them understand about rules).
- ii. They could count FP by themselves without asking us.
- iii. They could save much time to review FP counting results and Q&A.



1. To disseminate FPA to many projects at a short period, providing guidebook is really helpful.
2. When making guidebook, it is better for you to pay attention as follows.
  - i. Understandable for beginners of FP (using diagrams)
  - ii. Not too general
  - iii. Not too specific
  - iv. Categorization and keywords
3. Making and providing guidebook can reduce time to count, review FP counting results and Q&A.
4. Making and providing guidebook can solve interpretation issues and count FP correctly.

We are now planning to use this guidebook to cost estimate in upper process of software development project.

Global IT Innovator

---

NTT DATA GROUP

